



EXCITECH
CNC TECHNOLOGY



SMART FACTORY
NESTING
DRILLING
PANEL SIZING
EDGEBANDING
5-AXIS
CNC TECHNOLOGY
and more...



Scan QR-Code
Follow Our Wechat Subscription

Authorized Agent

Global Business Development

Address: No.778 East Huayuan Road, High-Tech District
Jinan, Shandong Province, P. R. China

Tel: +86-531-86569896 / +86-531-69983788

Fax: +86-531-86985868 / +86-531-69983188

Website: www.excitechcnc.com

E-mail: export@sh-cnc.com / global@sh-cnc.com

VER0.6-06.2018 EN

We Are **EXCITECH**® —

Quality Defines Us

A Commitment to Excellence

Excitech, a professional machinery manufacturing company, was established with the most discriminating customers in mind. With a manufacturing facility in China but strictly adhering with the highest quality standards, our products are guaranteed to perform with high precision at the longest period of time for your most demanding industrial requirements.

State-of-the-Art Products and Facilities

Our wide variety of readily available high quality portfolio includes Panel Furniture Production Solutions, Multi-Sized 5-axis Machining Centers, Panel Saws, Point-to-Point Work Centers and other machineries dedicated to wood-working and other key applications.

Quality is never outsourced—that is why we have invested heavily in our own machining facility. All our products, from the most economical models to the most complicated ones are precision engineered to ensure the high standard expected from a company like Excitech. The whole manufacturing process is meticulously and systematically controlled to achieve the guaranteed precision and quality.

Your Needs , Our Driving Force !

We also customize solutions according to your needs. Whether it is start-up businesses or small scale operations with cost efficient production in mind or established large scale operations looking for highly automated projects — Excitech always has solutions for your manufacturing needs.

We are committed to making your business a success by providing customized solutions necessary in achieving your goals. The seamless integration of our machineries with industrial automation software and system enhances our partners' competitive advantages by helping them achieve:

- ◆ High quality products with high production efficiency
- ◆ Lower costs thus measurable savings
- ◆ Shortened production time
- ◆ Maximized capacity for better profits
- ◆ Dramatically reduced cycle times

Global Presence, Local Reach

Excitech has proven itself quality-wise by its successful presence in over 90 countries worldwide. Supported by a strong and resourceful sales and marketing network as well as technical support teams who are well trained and committed in providing our partners the best possible service , Excitech has gained a global reputation as one of the most reliable and trusted CNC machinery solution providers.

Dedicated to Serve You

In Excitech, we are not just a manufacturing company. We are business consultants and business partners.

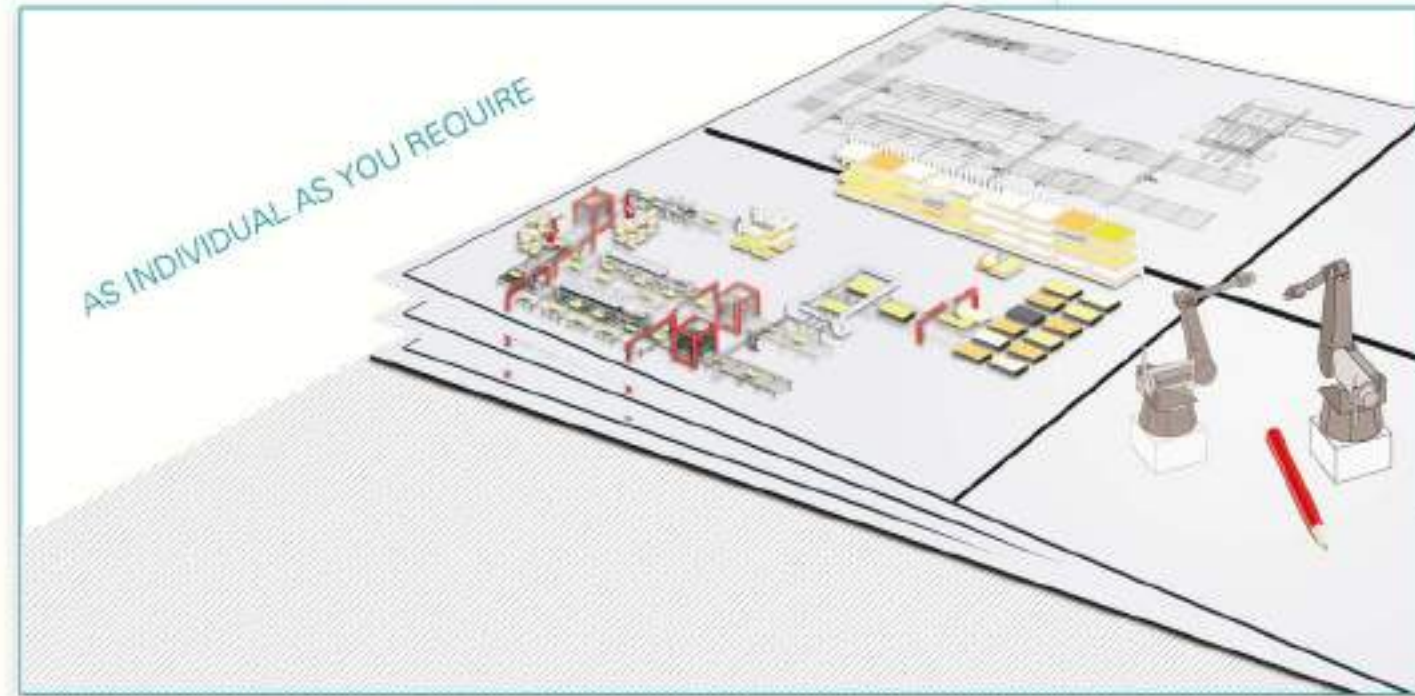
Our technical expertise, our quality products, our state of the art manufacturing facilities, our strength in customer service, our competent sales consultancy, and our dedication to research and business development — all of these are presented to our business partners around the world in the hope of helping them to achieve success.



EXCITECH®

EXCITECH SMART FACTORY

We strive to make your production smarter,
faster and more cost-efficient with minimum human labor required



Integration of Robotic Technologies



We understand different applications require different manufacturing equipments. Thus we personalize the projects so each investors can produce with the right technologies that match their exact needs.

Contents

SMART FACTORY

Layouts.....	3
Cases	5
MES Production Management Software.....	7

SOLUTION FOR PANEL FURNITURE

Nesting	11
Panel Saw	19
Edgebanding	23
Drilling	27

AUTOMATIC CABINET DOOR SOLUTION

Precision Ball Screw Driven Machine...	35
Cabinet Door Production Line	36

FIVE-AXIS MACHINE CENTER

E10 Vantage Five-Axis Machine Center	37
E9 Venture Five-Axis Machine Center	39
EB Mini Five-Axis Machine Center	41

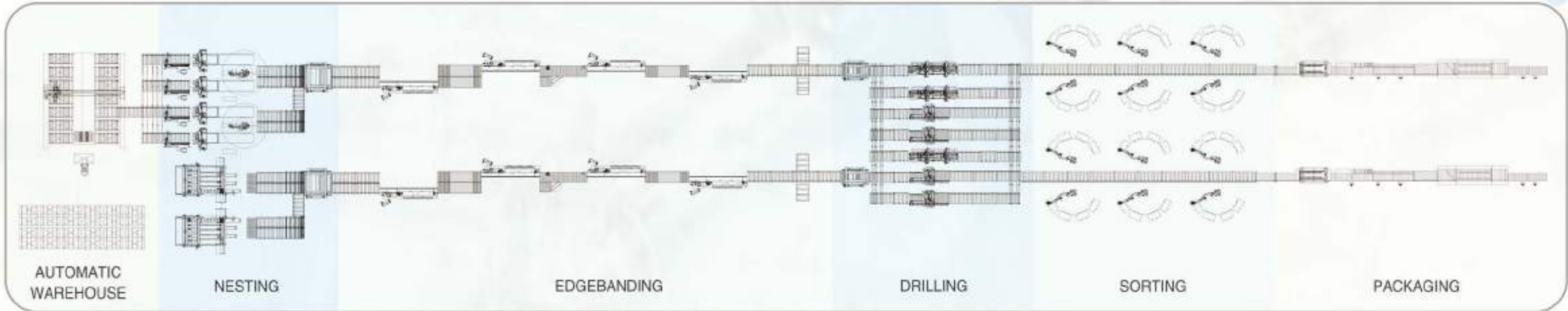
WORK CENTER AND CNC ROUTER

Moveable Table Work Center	43
Heavy-Duty Work Center	45
Venture Work Center	46
MTC/ATC Product Range	47

EXCITECH SMART FACTORY

Automated Panel Furniture Production Line

We strive to make your production smarter,
faster and more cost-efficient with minimum human labor required.



Drilling and Sorting



Automatic Warehouse and Nesting

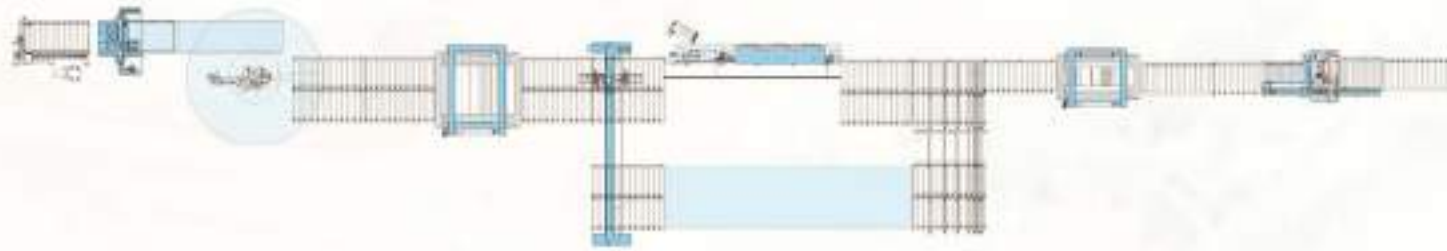


EXCITECH SMART FACTORY

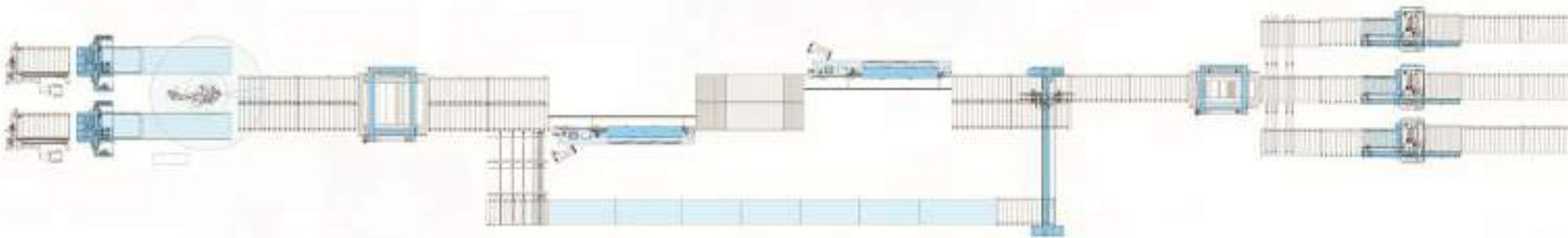
We strive to make your production smarter,
faster and more cost-efficient with minimum human labor required.

Application Examples:

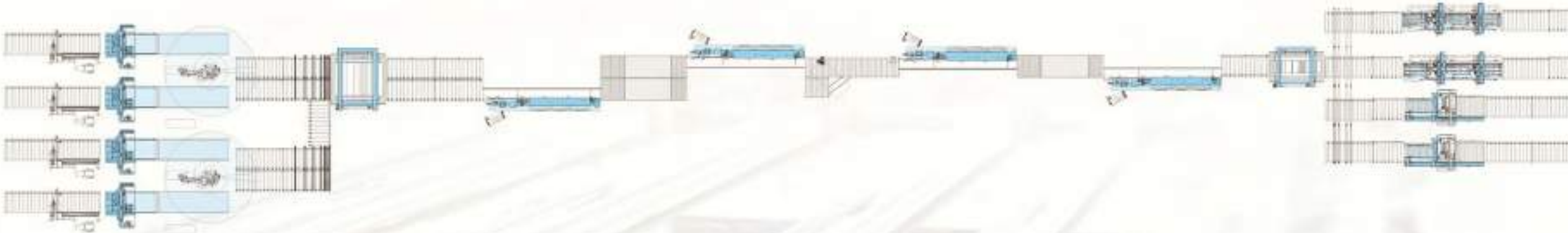
A. One nested-based CNC, one drilling machine, with one edgebander



B. Two nested-based CNCs, two drilling machines, with two edgebanders



C. Full automated production line with four edgebanders



Material Handling Devices:

(To be applied according to the factory layout and customer requirements)



Robot



Gantry Structure Panel Transporter



Temporary Parts Storage



Turning Conveyor A



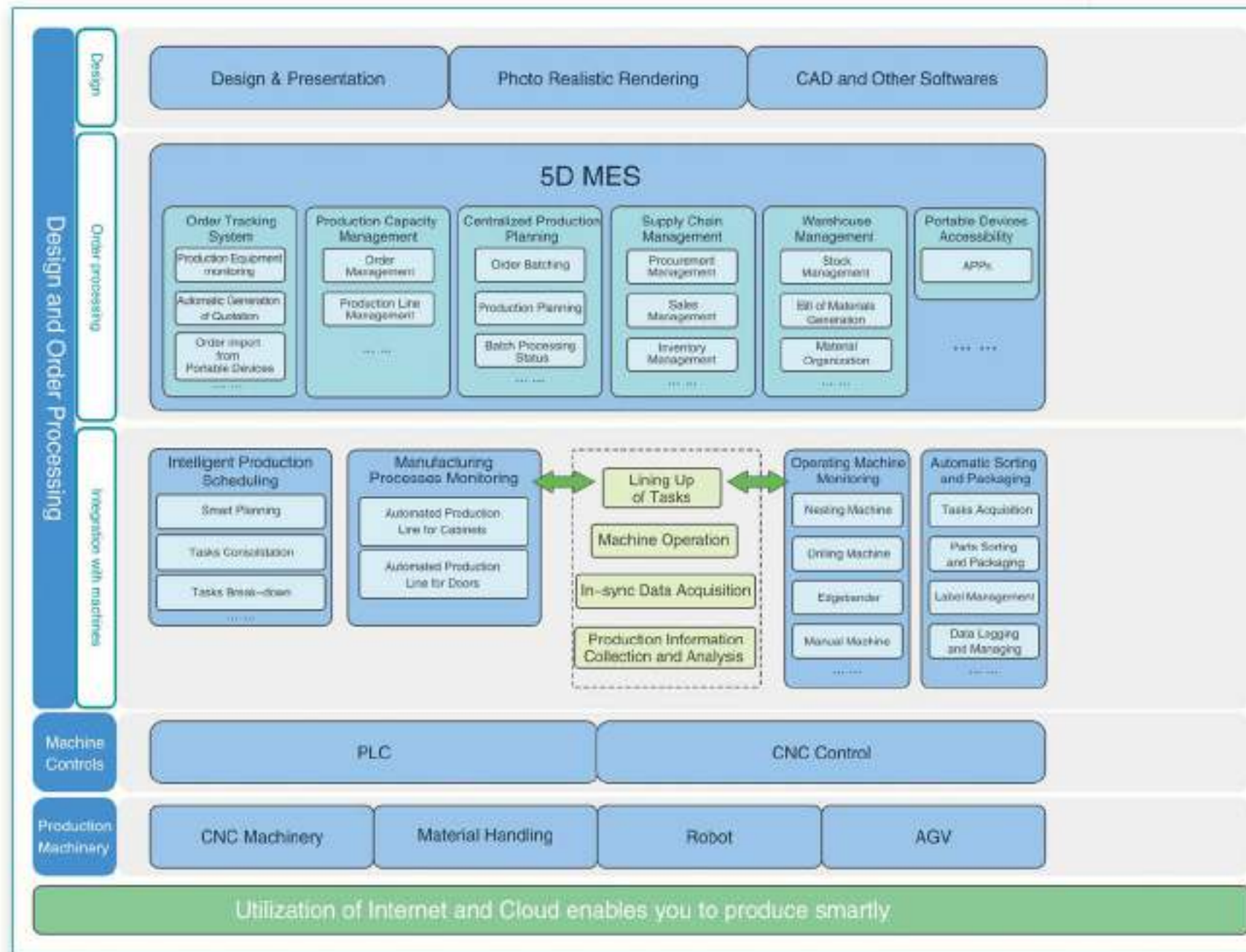
Turning Conveyor B



EXCITECH E-SYSTEM — A Complete Solution from Design to Production

Our suite of softwares supports various businesses in individualized, intelligent and internet-based production.

Design / Production / Data Management

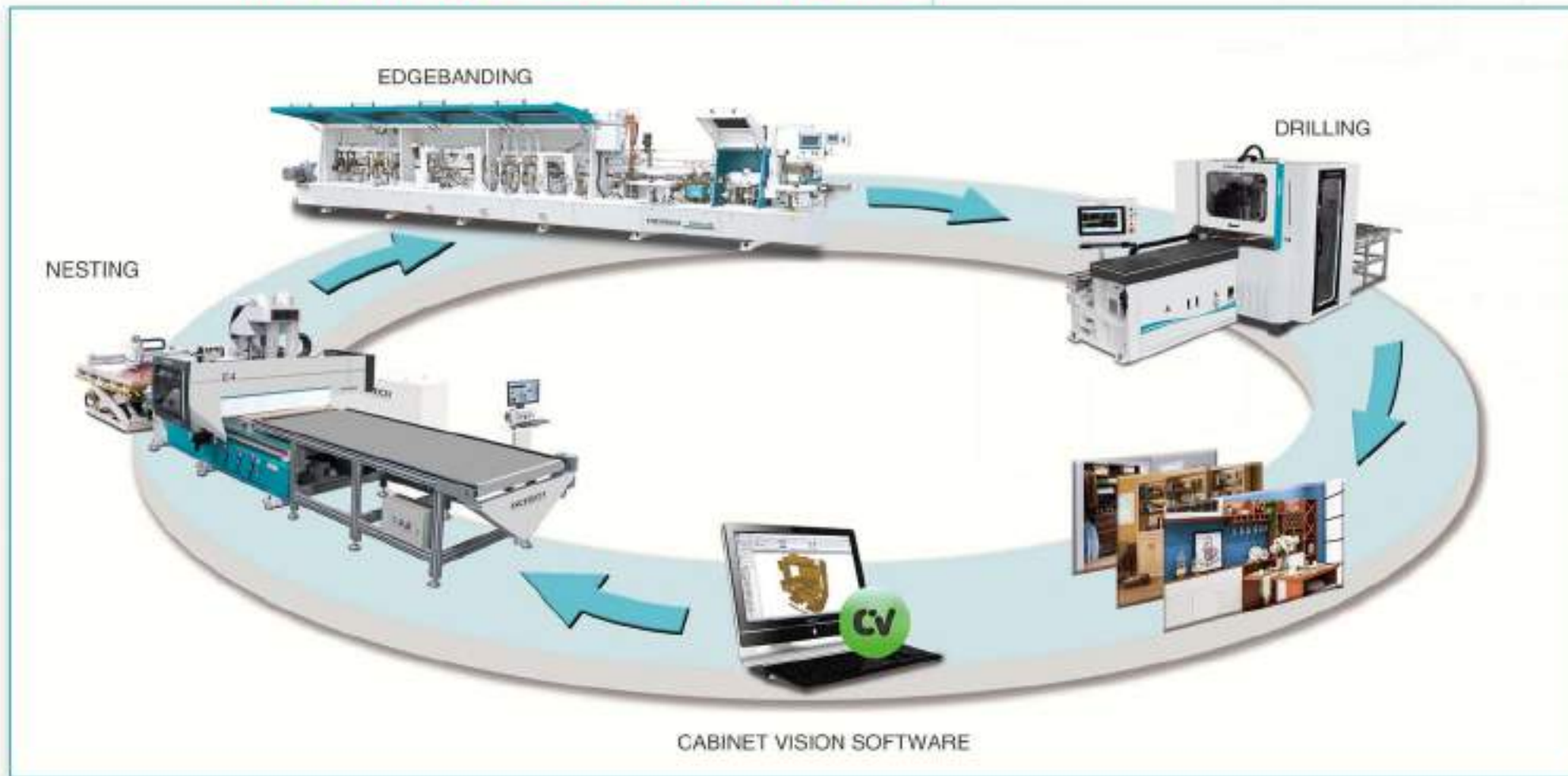


- Our softwares give your business a brain so it can produce and profit in a smart, efficient and cost-effective way
- Design to production in a few mouse clicks
- Softwares and the machines are perfectly integrated. The whole production processes are transparent and easily accessible.

2025
Made in China

4.0
INDUSTRY

PANEL & WOODWORKING INTELLIGENT CNC MACHINERIES



- E4 Nesting p11
- EV691G (AIR) Edgebanding p23
- EH0924 Drilling Machine p27
- Cabinet Vision Software

SMART CHOICE:

EXCITECH
CNC TECHNOLOGY

- ◆ Different table sizes available to cater for different market needs
- ◆ Push-button operation and user-friendly interface
- ◆ Value-priced technology with world top brand components
- ◆ Precision engineering of frame and parts
- ◆ Supplied with Cabinet Vision ready-to-go
- ◆ Among the world's top producers numberwise--numerous successful installations is both cause and result



EPA270 Panel Saw p19



E2-9 Nesting Work Center p17



EV583S Edgebanding p25




E6PTP Work Center p30

E4 NESTING (with automatic pre-labeling)

Automatic Pre-Labeling and In-Feed



Automatic Out-Feed



Two sensors—as opposed to commonly-seen one—double insure that panel stack is raised to the correct height and at the correct time



Pre-label the panel with rapid travel axis before nesting and vertical drilling further eliminates operator intervention during the work process and renders the whole cycle truly push-button-and-go.



Tool change stand that assists the operator to change tools quickly and easily



HSD Spindle: 9.6KW
(Higher power available upon request)
Italian drill bank: 5+4 vertical drills



Carousel Tool Changer
8 tools or more upon request.
Servo drives for faster and more accurate motion available



Italian OSAI control
Control unit separate from the main electrical cabinet that promises better mobility and safety.

Features

- ◆ Top of its range, this solution has the great advantage of not requiring the constant presence of an operator. The suction cups equipped on the gantry travel to the rear of the machine to pick up the workpiece from the scissor lift, which is then nested and drilled at the flat table. At the completion of the work cycle, the pusher transports the completed workpiece out of the working area allowing simultaneous loading of the next cycle.
- ◆ Features world's top class components. The enclosure over the gantry with LED light strip for display of the machine status prevents flying out of materials and greatly enhances safety.
- ◆ Truly versatile—nesting, routing, vertical drilling and engraving all in one. It is well-suited for panel furniture, office furniture, kitchen, cabinets production.



SCAN TO
WATCH VIDEO

E4 NESTING



Sensor at the end of the unloading table detects if the workpieces have been transported to this area for easy reach. It also makes sure that the workpieces are not transported beyond this point so as not to fall off the table.



Available as stand-alone work center or with in-feed or out-feed to form an automated nesting line.



Q-UP DATA MANAGER

lines up the tasks for the day job. Operator needs only push start button once and the system will automatically carry out the rest of the tasks in the line.
Available on all nesting machines.

JOIN HANDS WITH OUR WORLD-RENOWNED PARTNERS



Japanese Shimpo Planetary Gear Box



Japanese THK Linear Guide Rails



German Becker Vacuum Pump

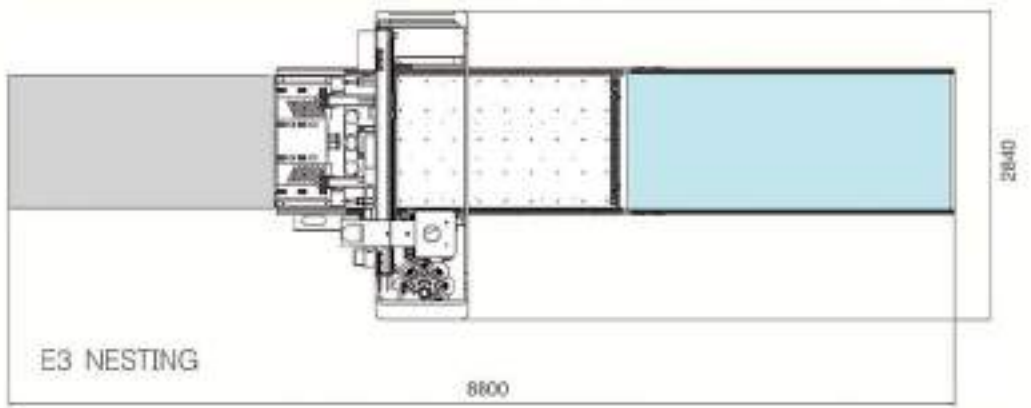
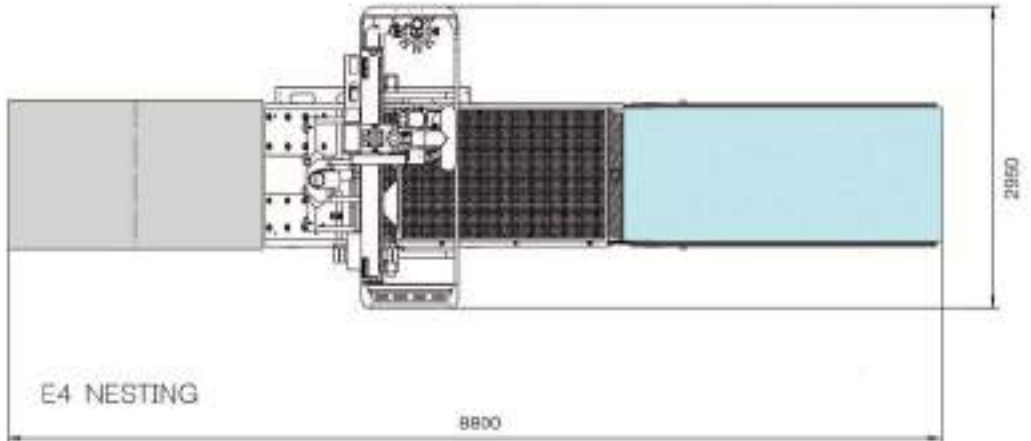
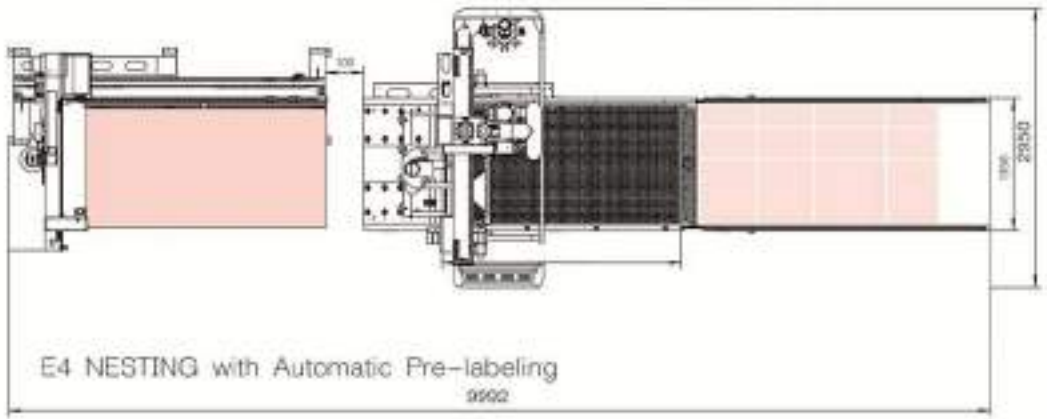
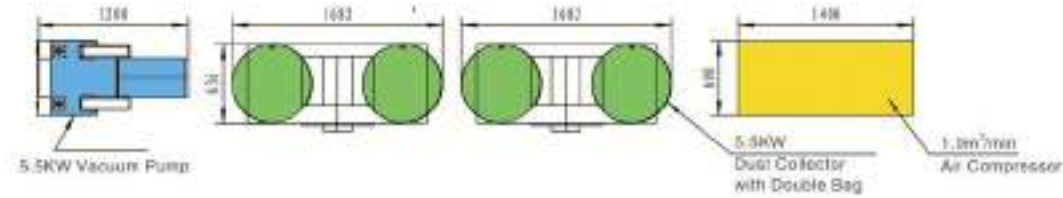


Japanese SMC Air Cylinder


E4 Upholstery Furniture Production Double Work Zone Model



SCAN TO
WATCH VIDEO



E4 Nested Based Production Flow



SERIES	E3-1325D	E4-1224D	E4-1530D	E4-1537D	E4-2128D	E4-2138D
Traveling Size	2500*1280*200mm	2500*1280*200mm	3140*1600*200mm	3700*1800*200mm	2900*2180*200mm	3860*2170*200mm
Working Size	2440*1220*50mm	2440*1220*70mm	3074*1550*70mm	3685*1550*70mm	2850*2130*70mm	3800*2130*70mm
Table Size	2440*1220mm	2440*1220mm	3074*1550mm	3685*1550mm	2850*2130mm	3800*2130mm
Loading and Unloading Speed	15m/min	15m/min				
Transmission	XY rack and pinion drive, Z ball screw drive					
Table Structure	Vacuum Table	Vacuum Table				
Spindle Power	9.6KW	9.6KW				
Spindle Speed	24000r/min	24000r/min				
Traveling Speed	45m/min	80m/min				
Working Speed	20m/min	25m/min				
Tool Magazine	Carousel	Carousel				
Tool Slots	8/12	8/12				
Driving System	Yaskawa	Yaskawa				
Voltage	AC380/3PH/50HZ	AC380/3PH/50HZ				
Controller	OSAI / Syntec	OSAI / Syntec				

★ ALL DIMENSIONS SUBJECT TO CHANGE

E2-9 NESTING WORK CENTER



E2-9

Having a budget but do not want to get by? Try our E2-9 Nesting that comes with a pusher-blower that pushes off the finished workpiece while simultaneously blows off the dust. It is truly a 'have-it-all' that takes up only limited space. If you have extra space available, you could opt for our E2-9 with double work tables or simply add the infeed and outfeed modules to give a boost to your production efficiency.



Pop-up pins for accurate positioning of workpiece



Two spindles, one for resting, one for grooving, or have it your way—the two manual tool changing spindles work together and eliminates half the tool-changing time. 5+4 Vertical Drill Bank is standard feature.



E2-9 with Infeed and Outfeed

Introducing our budget nesting solution, still using the top notch components. Available as stand-alone machine, double table for double output or with automation.



E2-9 Double Work Table



Rollers located at the front and rear end of the machine for easier loading and off-loading.



SCAN TO
WATCH VIDEO

EPA270/330/380 PANEL SAW



Panels are optimized in batches—guaranteed utilization of up to 95%



We believe a sturdy construction is the foundation of good cut quality, which is why we insist on using the heavy frame to ensure the precision and finish.



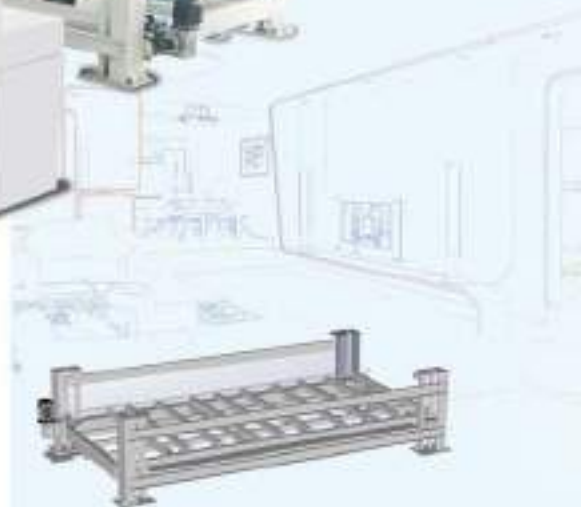
Moveable tables allow the operator to freely move all sizes of panels with ease.

EP330H REAR-FEEDING PANEL SAW



Features

- ◆ Precision helical rack and pinion drives ensure smooth and dynamic running even at the highest speeds, at the same time reducing noise to the minimum.
- ◆ Main saw motor is linked to the saws by V-ribbed belt that results in the clean precision cut.
- ◆ Cutting is automatically adjusted to the size of the panels according to the value set—dramatically reduces the cycle time.
- ◆ Saw blades are easy to be loaded and unloaded in an efficient manner.
- ◆ The main saw and the scoring saw with electronic lift feed on linear guide that obtains lasting straight-line precision and rigidity and guarantees excellent cutting finish.



- ◆ The rear lifting table is constructed in a way to sustain heavy load while maintain a steady raise.
- ◆ There are sensors to detect stack height and automatically adjust the lifting table.
- ◆ Panels are fed from the side to maximize floor space.



The clamps wrapped with rubber hold the material firmly and gently. Contact pressure adjustable to accommodate different material and deliver invariably perfect cut quality.



Air table reduces the friction to the minimum to prevent chipping and wearing of the materials.



The precise and powerful movement of the servo driven saw carriage, along with the 15kw main saw motor guarantee a clean finish even when cutting multiple panels.



Quick Change-Over of Saw Blade

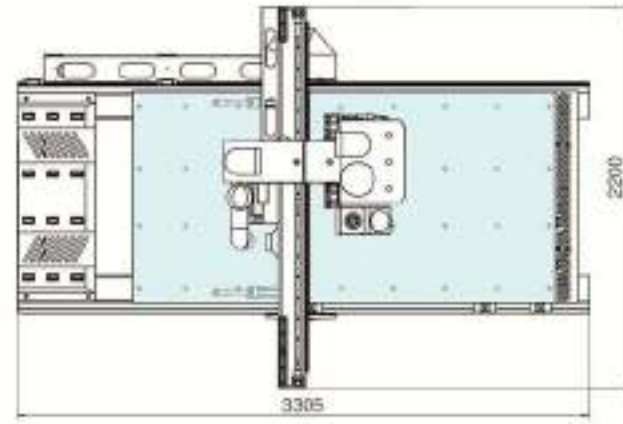
EP330H Rear-Feeding Panel Saw

Panel saw with rear feeding system greatly reduces cycle time, resulting in higher efficiency as well as output. The fully automatic lifting system and infeed clamps work together to eliminate the need for operator intervention.

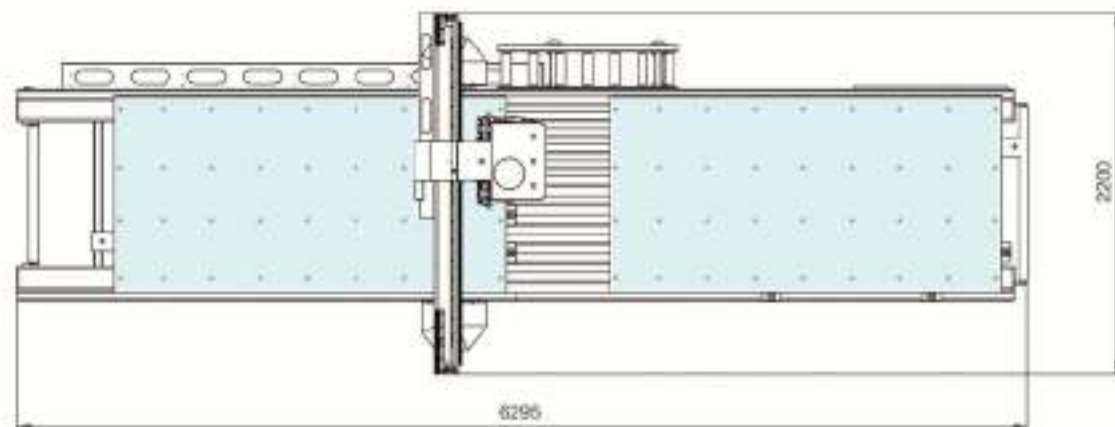
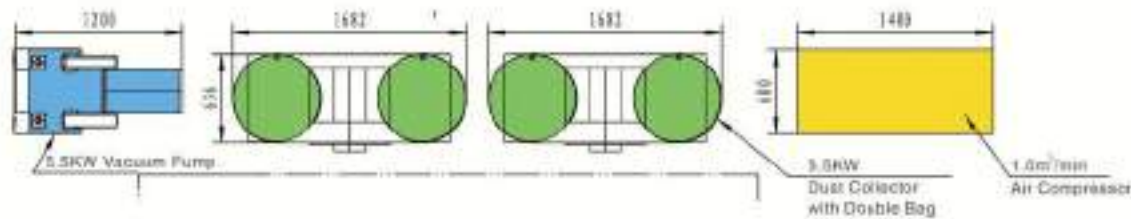


SCAN TO WATCH VIDEO

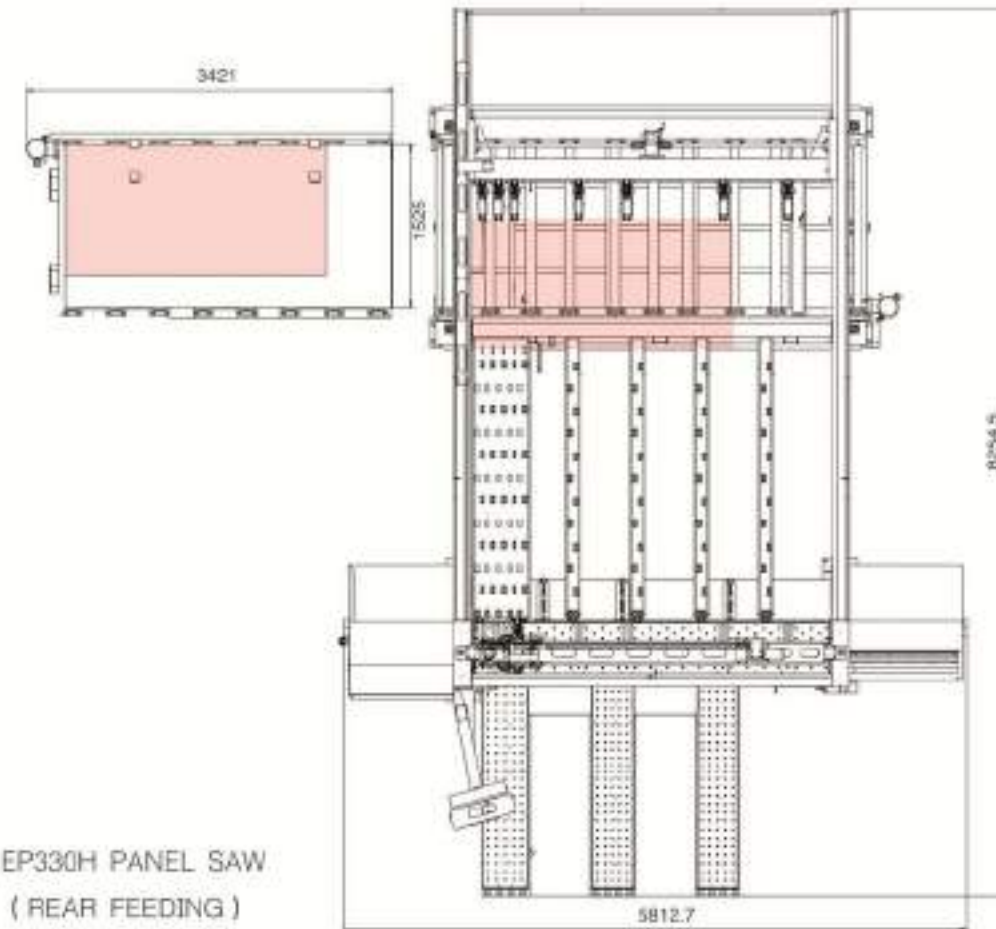
SERIES	E2-9
Traveling Size	2500*1260*200mm
Working Size	2440*1220*50mm
Table Size	2440*1228mm
Unloading Speed	15m/min
Transmission	XY rack and pinion drive, Z ball screw drive
Table Structure	Vacuum Table
Spindle Power	6.0KW / 5.5KW
Spindle Speed	18000r/min
Traveling Speed	40m/min
Working Speed	18m/min
Driving System	Yaskawa
Voltage	AC380/3PH/50HZ
Controller	Syntec



E2-9 NESTING



E2-9 NESTING (DOUBLE WORK TABLE)



EP330H PANEL SAW
(REAR FEEDING)

SERIES	EP330 (Rear Feeding)	EPA270	EPA330	EPA380
Cutting Dimension	3300*3300*80mm	2700*2700*80mm	3300*3300*80mm	3800*3800*80mm
Saw Carriage Speed	5-80m/min	5-80m/min		
Main Saw Motor	15KW	15KW		
Scoring Saw Motor	2.2KW	2.2KW		
Main Saw Dimension	380*4.4*60mm	380*4.4*60mm		
Scoring Saw Dimension	180*4.4-5.4*45mm	180*4.4-5.4*45mm		
Air Consumption	150L/min	150L/min		
Loading Speed	13m/min			
Max Feed Size	3050*1550mm			
Max Stack Height	630mm			

HIGH SPEED EDGEBANDING TECHNOLOGY

EV691G (AIR)



Top pressure belt conveyor as opposed to conventional roller system that holds the workpiece firmly even during high speed operation.



Spraying Unit

This device spray-applies a thin coat of release agent to the upper and lower edge area of the workpiece and prevents squeezed out glue from adhering to the workpiece.



Hot Air Edgebanding Technology Available Upon Request

Zero glue line. Minimum heating time required, water-resistant, saving the trouble of cleaning the glue pots.

To be used with edges with PVC, ABS, PP, PMMA or melamine coating.



Double Glue Reservoirs

Two glue reservoirs to quickly switch between colors and to achieve invisible joint.

Features

- ◆ The gluing unit features quick melt and an application device that guarantees perfect glue quality on different edge materials.
- ◆ Temperature adjustable by control. When the edgebander is running without workpiece, the system automatically stops heating up the glue.
- ◆ The trimmed edge is always finished with a clean cut thanks to the precision linear guide and the high speed motors.
- ◆ Quick changeover between different edges can be easily realized by clicking on the touchscreen.
- ◆ 4 motors that travel in a reciprocating motion to clean and buff the workpiece.

EV691G AIR Features

EV691G AIR	Spray Release Agent	Pre-Milling	Gluing Hot Air	End Trimming	Rough Trimming	Fine Trimming	Corner Trimming	R Scraping	Flat Scraping	Spray Cleaning Agent	Buffing (Air Cylinder Controlled)
------------	---------------------	-------------	----------------	--------------	----------------	---------------	-----------------	------------	---------------	----------------------	-----------------------------------



Flat Scraping



R Scraping



Trimming



Two motors traveling on linear guides for end-trimming



Corner Trimming Unit

With 4 motors, this device works well with various edge thicknesses and invariably result in perfect round corner.



SCAN TO WATCH VIDEO

EDGE BANDING TECHNOLOGY

EV583



6 Roller Pressure Zone

- ◆ One big precision roller and 5 small to make sure the edge is pressed seamlessly to the workpiece.
- ◆ The big roller and gluing rollers press simultaneously. The 5 small rollers consist of 1 cylinder shaped and 4 cone shaped rollers. The latter further ensures that the edge is properly pressed to the workpiece.
- ◆ All rollers have their independent pressure control valve.

SERIES	Spray Release Agent	Pre-Milling	Gluing	End Trimming	Rough Trimming	Fine Trimming	Corner Trimming	R1 Trimming	R2 Trimming	Flat Trimming	Spray Cleaning Agent	Buffing
EV691G	•	•	••	• High Speed	•	•	• High Speed	•	•	•	•	•
EV691	•	•	•	• High Speed	•	•	•	•	•	•	•	•
EV583		•	•	•	•	•	•	•	•	•	•	•
EV581G		•	••	•	•	•	•	•	•	•	•	•
EV581		•	•	•	•	•	•	•	•	•	•	•
EV582			•	•	•	•	•	•	•	•	•	•
EV580			•	•	•	•	•	•	•	•	•	•

Series	Machine Dimensions (L*W*H)	Power	Feed Speed	Electrics	Edge Thickness	Workpiece Thickness	Workpiece Length	Workpiece Width	Maximum Workpiece Dimensions
EV691G	10800*1070*1710	22.4KW	20-26m/min	380V/50HZ/200HZ	0.4-3mm	12-60mm	Min.150mm	Min.80mm	300mm*80mm or 150mm*150mm
EV691	9730*1070*1710	19.6KW	20-26m/min						
EV583	7350*950*1610	16.3KW	16-23m/min						
EV581G	6930*950*1610	18.3KW	16-23m/min						
EV581	5920*950*1610	14KW	16-23m/min						
EV582	6180*950*1610	10.6KW	16-23m/min						
EV580	5035*950*1610	10KW	16-23m/min						

EDGE BANDING TECHNOLOGY

EV483



Pre-milling Unit

- ◆ Equipped with diamond tools for better cut and longer use.
- ◆ This device removes the burr or unevenness on the edge of the workpiece, leaving a smooth surface for the edgbanding.
- ◆ Profiling units available upon request.

SERIES	Pre-Milling	Gluing	End Trimming	Rough Trimming	Fine Trimming	Corner Trimming	Flat Trimming	Buffing
EV483	•	•	•	•	•	•	•	•
EV482		•	•	•	•	•	•	•
EV481	•	•	•	•	•	•	•	•
EV480		•	•	•	•	•	•	•
EV463	•	•	•	•	•	•	•	•
EV462		•	•	•	•	•	•	•
EV461	•	•	•	•	•	•	•	•
EV460		•	•	•	•	•	•	•

Series	Machine Dimensions (L*W*H)	Power	Feed Speed	Electrics	Edge Thickness	Workpiece Thickness	Workpiece Length	Workpiece Width	Minimum Workpiece Dimensions
EV483	6500*850*1550	17.2KW	16-20m/min	380V/50HZ/200HZ	0.4-3mm	12-65mm	10-60mm	Min.150mm	Min.80mm
EV482	5600*850*1550	13.2KW	16-20m/min						
EV481	5450*850*1550	14.2KW	16-20m/min						
EV480	4550*850*1550	10.2KW	16-20m/min						
EV463	5950*850*1550	15.7KW	16-20m/min						
EV462	5000*850*1550	11.7KW	16-20m/min						
EV461	4850*850*1550	13.7KW	16-20m/min						
EV460	3950*850*1550	8.5KW	16-20m/min						



SCAN TO
WATCH VIDEO

EH0924/1224 DRILLING MACHINE (FIVE-SIDED / SIX-SIDED)

Features

- ◆ Five-sided drilling machine with bridge structure processes five sides in a single cycle
- ◆ Double adjustable grippers hold the workpieces firmly despite their length
- ◆ Air table reduces friction and protects the delicate surface
- ◆ The head is configured with vertical drill bits, horizontal drill bits, saws and spindle so the machine could perform multiple jobs

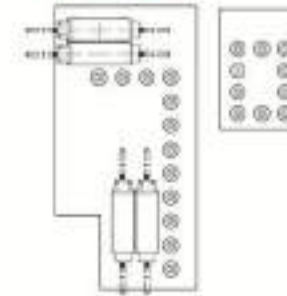
Max Workpiece Dimensions:
2440 x 1200 x 50mm

Min Workpiece Dimensions:
200 x 50 x 10mm

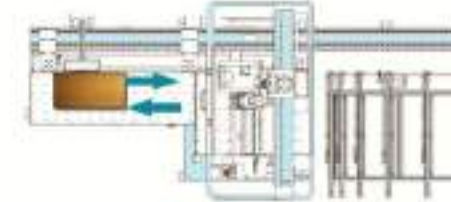


Automatic in-feed device available upon request

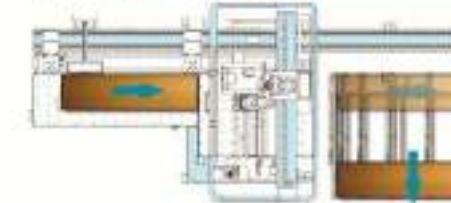
Drill Bank



In-feed & Out-feed both from the Front End:



In-feed from the Front End,
Out-Feed from the Rear End:




Panel hold-down device with rubber feet guarantees accurate processing



Grippers are automatically positioned to accommodate different sized workpieces

Multiple units to form a line:



Five-Sided:
2.2KW Spindle
12 Vertical
+ 8 horizontal

Six-Sided:
2.2KW Spindle (*2)
22 Vertical
+ 8 horizontal



SCAN TO
WATCH VIDEO

ET0724 HIGH-SPEED THROUGHFEED DRILLING MACHINE



Configurations:
56 Independently-controlled vertical spindles
10 Independently-controlled horizontal spindles
2 Grooving saws (X&Y axis)

Features

- ◆ High-speed throughfeed drilling machine that completes drilling operation on 4 sides.
- ◆ This machine has two bridges with 4 independent drilling units, allowing it to mass-produce even with custom application requirements.
- ◆ Workpieces are transported by fast-moving conveyor belts to be held down firmly on work table equipped with vacuum cups.
- ◆ Work table is divided into two zones to accommodate two workpieces at the same time, thus doubling the production efficiency.



Work table equipped with vacuum cups to ensure firm and accurate hold-down

E6 PTP WORK CENTER



HSD Spindle: 9.6KW
(Higher power available upon request)
Italian drill bank: 9 vertical+6 horizontal
+1 saw drills

Features

- ◆ An all-rounder work center suitable for drilling, routing, sawing and other applications.
- ◆ Ideal for panel furniture, solid wood furniture, office furniture, wooden door productions, as well as other non-metal and soft metal applications.
- ◆ Double work zones guarantee non-stop work cycle—operator can load and unload workpiece on one zone without interrupting the machine operation on the other.
- ◆ Features world's first class components and strict machining procedures. The enclosure over the gantry with LED light strip for display of the machine status prevents flying out of materials and greatly enhances safety.
- ◆ The operator needs only to scan the barcode and the machine will carry out the job automatically.

18 moveable vacuum cups, in 3 different sizes to work with various panel sizes



9" standard suction cup 6" medium suction cup 3" small suction cup

One Long Piece Production



Double Work Zone



Fast-traveling conveyor belts to transport and elevate the workpiece to the work table



Truly Versatile

This machine is also commonly used to manufacture solid wood door. You have the option to upgrade to a more powerful spindle and to use heavy duty aggregates to perform the job required



Pod-and-rail table that is divided into 2 work zones. This machine is mainly used to make solid wood door or for panel processing



SCAN TO
WATCH VIDEO

E3 PTP WORK CENTER



Features

This all-rounder work center that meets the demands of every budget is suitable for milling, routing, drilling, side milling, sawing and various other applications.

Ideal for panel furniture, solid wood furniture, office furniture, wooden door productions, as well as other non-metal and soft metal applications.

Features world's first class components and strict machining procedures.

E3-0924



- 5.5KW spindle, max 18000rpm
- Italian 9 vertical+6 horizontal+1 saw drill bank



Scan the barcode and set this machine in motion

Drilling Technologies COMPACT0925



Procedural pre-check to ensure the correct workpiece is loaded. If not, the system automatically sends out a warning.



SCAN TO WATCH VIDEO

Features

- Although compact in construction, this vertical drilling machine is uncompromising on its rigidity, thanks to its well-balanced structure and precision-engineered frame.
- The automatic gripper supports and holds the panel firmly in place while moving the workpiece with flexibility and ease. The air table ensures no wear on the panels.
- Configured with an independent spindle and a drill bank with 9 vertical drills, 6 horizontal ones and a saw blade, this machine is a perfect solution that marries versatility and efficiency in just 10m² of space.
- Adopting the cutting edge digital driving technologies, this machine is further improved in its reliability.



Drill Bank + Spindle

- 1*5.5KW Spindle (9.6KW optional)
- 15"drill head (9 vertical+6 horizontal)
- 1*saw
- 4-slot tool changer optional



E3-0930

Need continuous operation? Upgrade to the double work zone model.



This aluminum protrusion located at the end of the machine helps the operator to slide the workpiece on with ease.



Clamps designed to hold and move even small workpiece steadily.



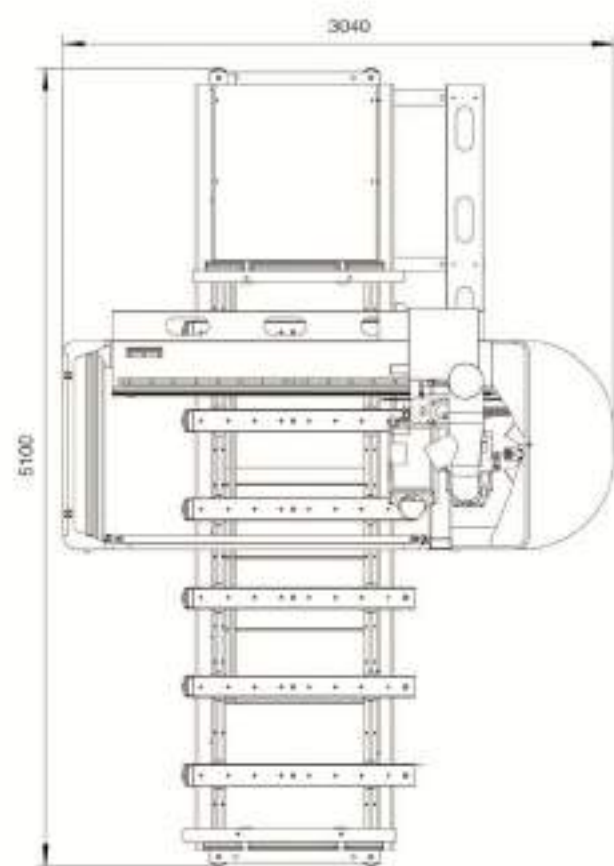
Air table to protect delicate material



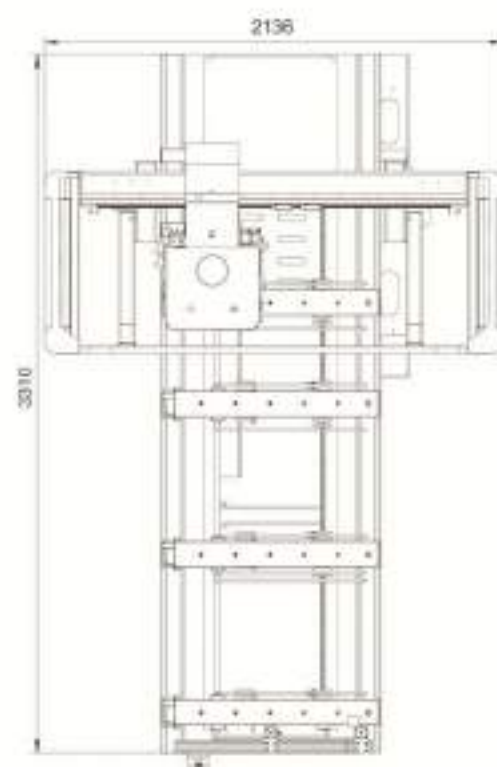
Innovative clamping system as opposed to conventional hold-down method that promises greater flexibility and speed.



SCAN TO WATCH VIDEO



E6 PTP WORK CENTER

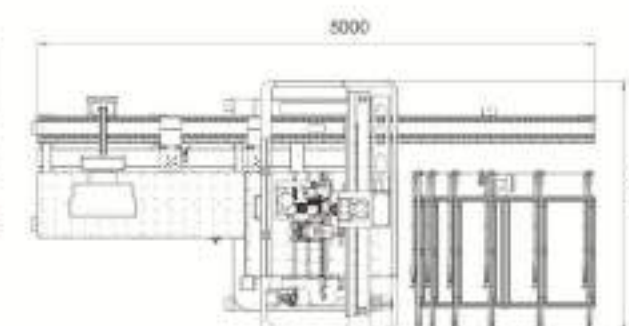
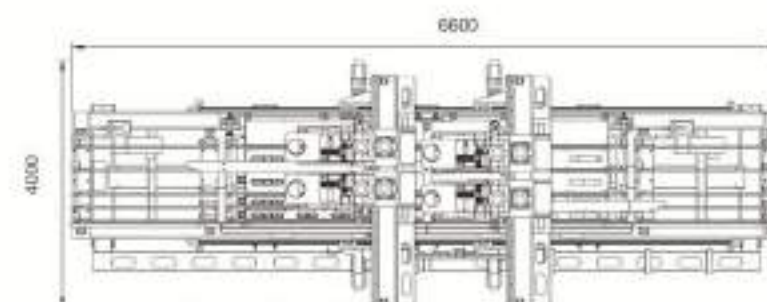
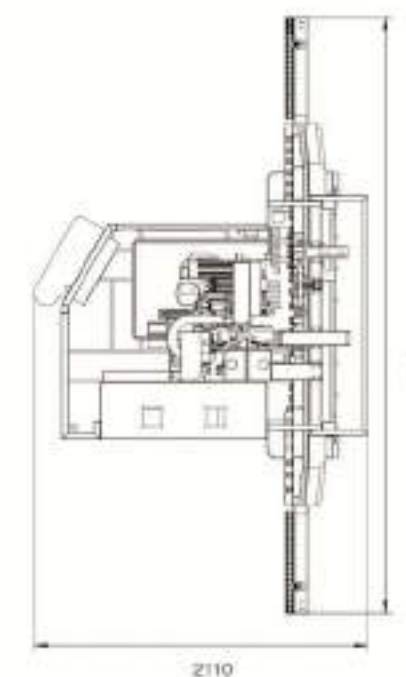


E3 PTP WORK CENTER

SERIES	E6-1230D	E6-1252D	E3-0924	E3-0930
Traveling Size	3400*1640*250mm	5550*1640*250mm	1310*2720*160mm	1310*3330*160mm
Working Size	3060*1260*100mm	5200*1260*100mm	900*2440*80mm	900*3050*80mm
Table Size	3060*1200mm	5200*1200mm	900*2440mm	900*3050mm
Transmission	X/Y rack and pinion drive, Z ball-screw drive		X/Y rack and pinion drive, Z ball-screw drive	
Table Structure	Pods and rails		Pods and rails	
Spindle Power	9.8/12.0KW		5.5KW	
Spindle Speed	24000r/min		18000r/min	
Traveling Speed	80m/min		60m/min	
Working Speed	20m/min		20m/min	
Tool Magazine	Carousel		N/A	
Tool Slots	8		N/A	
Drill Bank Config.	9 vertical+6 horizontal +1 saw blade		9 vertical+6 horizontal +1 saw blade	
Driving System	Yaskawa		Yaskawa	
Voltage	AC380/3PH/50HZ		AC380/3PH/50HZ	
Controller	OSAI/Syntec		OSAI	

DRILLING TECHNOLOGIES

SERIES	COMPACT 0925	COMPACT 0925C
Traveling Size	900*1600*180mm	900*1600*180mm
Max Panel Dimensions	2500*900*36mm	2500*900*36mm
Min Panel Dimensions	200*50*10mm	200*50*10mm
Transmission	X/Y rack and pinion drive, Z ball screw drive	
Table Structure	Air Floatation table	
Spindle Power	5.5KW	9.6KW
Spindle Speed	18000r/min	24000r/min
Traveling Speed	80 / 60 / 25m/min	80 / 60 / 25m/min
Drill Bank Config.	9 vertical+6 horizontal +1 saw blade	
Driving System	Yaskawa	
Controller	OSAI	



SERIES	ET 0724	EH 0924	EH 1224	EHS 0924 (Six sided)
Traveling Size	800*3100*150mm	4500*1300*150mm	4500*1600*150mm	4500*1450*150mm
Max Panel Dimensions	700*3000*50mm	2440*900*50mm	2440*1200*50mm	2440*900*50mm
Min Panel Dimensions	160*240*15mm	200*50*10mm	200*50*10mm	200*50*10mm
Workpiece Transport	Conveyor Belt	Air Floatation table	Air Floatation table	Air Floatation table
Workpiece Hold-Down	Vacuum Cups	Clamps	Clamps	Clamps
Traveling Speed	100/100/30m/min	80/100/30m/min	80/100/30m/min	80/100/30m/min
Spindle Power	N/A	2.2KW	2.2KW	2.2KW*2
Drill Bank Config.	66 vertical 10 horizontal 2 Grooving saws (X&Y axis)	12vertical 8 horizontal	12vertical 8 horizontal	22vertical (12 top, 10 bottom) 8 horizontal
Driving System	Yaskawa	Yaskawa	Yaskawa	Yaskawa
Controller	OSAI	Syntec	Syntec	Syntec

ES-1224L PRECISION BALL SCREW DRIVEN MACHINE

Auto Infeed & Outfeed Optional



For some, carrying out a job will require use of multiple tools. With this machine, you have 16-slot tool changer to meet the diversity of your jobs. The carousels travel with the spindle, therefore dramatically improve the overall performance by reducing the tool changing time.

This machine is designed to meet some of the more demanding or craft-oriented application requirements to whom precision is the key. That is why we use precision ball screw on all 3 axes—to ensure a smoother and more accurate performance



Applications

Cabinet doors, Panel furniture, cabinet, wardrobe, door, office furniture, custom furniture, solid wood furniture and door etc.



SCAN TO
WATCH VIDEO

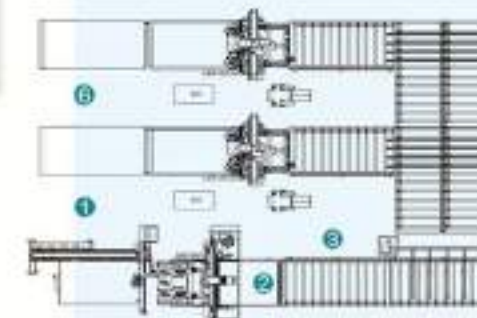
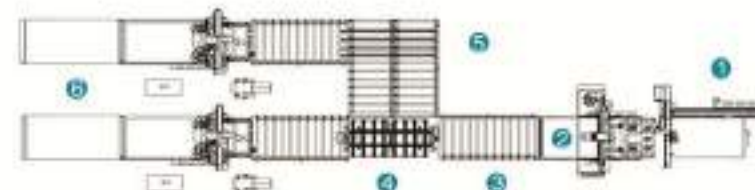
Automated Cabinet Door Production Line



Customizable to suit different factory layout and application requirements

Cabinet Door Production Processes:

- 1 Pre-Labeling
- 3 Automatic Out-feed
- 5 Return Conveyor
- 2 Drilling and Grooving
- 4 Panel Flipper
- 6 Engraving and Nesting



SERIES	ES-1224L
Traveling Size	2500*1260*200mm
Working Size	2440*1220*40mm
Table Size	2440*1228 mm
Transmission	X/Y/Z ball screw drive
Table Structure	Vacuum Table
Spindle Power	9.6KW
Spindle Speed	24000r/min
Traveling Speed	40m/min
Working Speed	15m/min
Tool Magazine	Carousel
Tool Slots	16/38
Driving System	Yaskawa
Voltage	AC380V/3PH/50HZ
Controller	Syntec

E10 VANTAGE FIVE-AXIS MACHINING CENTER



Real-Time Tool Center Point Rotation (RTCP)
Z axis height can be extended to cater for
extra-large and extra-thick 3D processing.

Applications

Composite material
applications,
sanitary ware molds,
automobile molds, boat
and yacht, solid wood
furniture, 3D artwork, etc.

5-Axis application software solution

Talk with your sales
rep to find out more.

SERIES	E10-2040D	E10-3060D
Traveling Size	4800*2800*2000/2400mm	6800*3800*2000/2400mm
Working Size	4000*2000*1600/2000mm	6000*3000*1600/2000mm
A/C Axis	A: ±120° C: ±245°	
Transmission	X/Y/Z rack and pinion drive	
Spindle Power	10 / 15KW	
Spindle Speed	22000r/min	
Traveling Speed	40/40/10 m/min	
Working Speed	20m/min	
Tool Magazine	Linear 8 slots	
Driving System	Yaskawa	

Different machine dimensions available.



Italian OSAI Control

Control unit separate from the main
electrical cabinet that promises better
mobility and safety.



CNC machining center with 5
synchronizing interpolated axes



E9 VENTURE FIVE-AXIS MACHINING CENTER

Features

- ◆ **RELIABILITY:** This five-axis machining center is outfitted with a renowned Italian-made controller that is designed for the most demanding processing requirements. It features maximum precision, easy operation, and productive efficiency.
- ◆ **VERSATILITY:** CNC machining center equipped with 5 synchronizing interpolated axes and Real-Time Tool Center Point Rotation (RTCP). Z axis height can be extended to cater for extra-large and extra-thick 3D processing.
- ◆ **STATE-OF-THE-ART EFFICIENCY:** Working speed, travelling speed and cutting speed can all be controlled separately to dramatically improve productivity and output quality.



CNC machining center with 5 synchronizing interpolated axes



Twin Table Optional

Twin table design doubles the productive efficiency by allowing loading and unloading operations on one station without interrupting the work cycle.

JOIN HANDS WITH OUR WORLD-RENOWNED PARTNERS



Japanese THK Linear Guide Rail



German Helical Rack



Japanese Shimpo Planetary Gear Box



Italian OSAI Controller



Japanese Driving System



German Cable Conductor

SERIES	E9-1224D	E9-1530D	E9-2030D
Traveling Size	1850*3100*950*1200mm	2150*3700*950*1200mm	2650*3700*950*1200mm
Working Size	1200*2400*650/900mm	1500*3000*650/900mm	2000*3000*650/900mm
Table Size	1200*2400mm	1550*3050mm	2100*3050mm
A/C Axis	A: ±120° C: ±245°		
Transmission	Y rack and pinion drive, X/Z ball screw drive		
Spindle Power	10 / 15KW		
Spindle Speed	22000r/min		
Traveling Speed	60/60/20 m/min		
Working Speed	20m/min		
Tool Magazine	Carousel 8 slots		
Driving System	Yaskawa		

E8 MINI FIVE-AXIS MACHINING CENTER



Features

- ◆ An entry-level five-axis machining center with world top-class controller—designed for the most demanding processing requirements, featuring maximum precision, and all-round excellence.
- ◆ CNC machining center with 5 synchronizing interpolated axes; Real-Time Tool Center Point Rotation (RTCP), well suited for 3D processing.



SERIES	E8-1212D	E8-1224D
Traveling Size	1720*1820*750mm	1720*3040*750mm
Working Size	1220*1220*500mm	1220*2440*500mm
Table Size	1230*1220mm	1230*2440mm
A/C Axis	A: ±185° C: ±320°	
Transmission	X/Y rack and pinion drive, Z ball screw drive	
Spindle Power	8.5KW	
Spindle Speed	18000r/min	
Traveling Speed	60/60/20 m/min	
Working Speed	20m/min	
Tool Magazine	Carousel 8 slots	
Driving System	Yaskawa	

Twin Table Optional

Twin table design doubles the productive efficiency by allowing loading and unloading operations on one station without interrupting the work cycle.



SCAN TO
WATCH VIDEO

CENTER FOR MOLD INDUSTRY SHLS2040

- ◆ Features self-lubricating, life-long maintenance-free Japanese guide rail.
- ◆ Italian high-speed spindle, with top speed of 10000 RPM, guaranteeing maximum processing efficiency and productivity.
- ◆ Whole working table cast by resin sand. The annealing and other heat treatment methods ensure that the whole structure is tested to the limit for sturdiness and reliability.



FOUR-AXIS MACHINING CENTER



Pendulum Spindle
Movement: ±90°



SERIES	SHLS 1525	SHLS 2040	SHLS 2450	FOUR AXIS
Traveling Size	2500*1500*800mm	4000*2000*800mm	5000*2400*800mm	2500*1200*420mm or 3100*2100*420mm
Transmission	X/Y rack and pinion drive, Z ball screw drive			X/Y rack and pinion drive, Z ball screw drive
Traveling Speed	≥16000mm/min			≥45000mm/min
Working Speed	≥10000mm/min			≥20000mm/min
Spindle Power	7.5KW / 9.8 KW			9.6KW
Spindle Speed	18000r/min			24000 r/min
Driving System	Yaskawa			Yaskawa
Controller	Syntec			Syntec/OSAI

E7 MOVEABLE TABLE WORK CENTER

Designed for solid wood processing, sofa and other upholstery furniture processing with high speed, heavy duty structure and movable bed.



Features

- ◆ Rapid switch between the two heads for different applications helps to save your precious time and enhance flexibility and value.
- ◆ Two tool magazines up to 16 slots—multiply your choices and cater to your appetite for variety.
- ◆ Working speed, travelling speed and cutting speed can all be controlled separately, dramatically improve productivity and output quality.



This machine is designed to hold aggregates as well.



This machine is designed to meet some of the more demanding or craft-oriented application requirements to whom precision is the key. That is why we use precision ball screw on all 3 axes—to ensure a smoother and more accurate performance

For some, carrying out a job will require use of multiple tools. With this machine, you have 16-slot tool changer to meet the diversity of your jobs. The carousels travel with the spindle, therefore dramatically improve the overall performance by reducing the tool changing time.



Double Efficiency with Double Spindles!

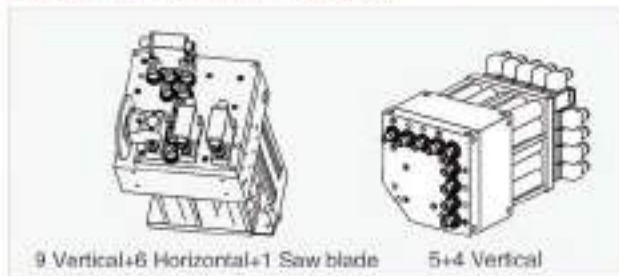
- ◆ Designed with double spindles, and double tool magazines that enable synchronous operation.
- ◆ Manufactured for heavy-duty operations and equipped with a moveable table.
- ◆ Two heads can work individually, or do the same job simultaneously—more than doubles the efficiency!

SERIES	E7-1530D	E7-3020D
Traveling Size	1600*3100*250mm	3040*2040*250mm
Working Size	1550*3050*200mm	3000*2000*200mm
Table Size	1530*3050mm	3050*1980mm
Transmission	X/Y rack and pinion drive; Z ball screw drive	
Table Structure	Vacuum Table	
Spindle Power	9.6KW / 12.0KW	
Spindle Speed	24000r/min	
Traveling Speed	60 m/min	
Working Speed	20m/min	
Tool Magazine	Carousel	
Tool Slots	8*2	
Driving System	Yaskawa	
Voltage	AC380/3PH/50HZ	
Controller	OSAI / Syntec	

E5 HEAVY-DUTY WORK CENTER



Drill Bank, Pop-up Position Pins Optional



For some, carrying out a job will require use of multiple tools. With this machine, you have 8-slot tool changer to meet the diversity of your jobs. The carousel travels with the spindle, therefore dramatically improves the overall performance by reducing the tool changing time.

APPLICATIONS

- ◆ Furniture: ideally suitable for processing cabinet doors, wooden doors, solid wood furniture, panel furniture, office furniture, windows, tables and chairs, etc.
- ◆ Other wooden products: stereo box, computer desk, musical instruments, etc.
- ◆ Well-suited for processing panels, insulating materials, plastics, epoxy resin, carbon mixed compound, etc.



Features


- ◆ Extremely heavy-duty with an 8-slot carousel tool changer, for accurate and rapid tool positioning.
- ◆ Versatile: routing, drilling, cutting, side milling, edge chamfering, etc. Boring aggregate an option.
- ◆ T-slot vacuum table with great absorption strength—absorb on multi-zone or clamp with pop-up positioning pin. It is your call.

E3 VENTURE WORK CENTER



Features

- ◆ An entry-level work center—an extraordinary solution with competitive price.
- ◆ Versatile functions: routing, drilling, cutting, side-milling, edge chamfering, etc.
- ◆ Pusher optional.



Servo tool changer with 12/16 slots available upon request. Tool changing is faster and more accurate. A more efficient option for those who work with a multitude of different tools, such as the cabinet door manufacturing



视频演示
标准型加工中心

SERIES	E3-1325D	E3-1530D	E3-2138D	E5-1224D	E5-1530D	E5-2138D
Traveling Size	2500*1260*200mm	3100*1570*200mm	3800*2100*200mm	2500*1260*330mm	3100*1570*330mm	3800*2100*330mm
Working Size	2480*1230*180mm	3080*1560*180mm	3760*2050*180mm	2480*1230*200mm	3080*1560*200mm	3760*2130*200mm
Table Size	2500*1230mm	3100*1560 mm	3800*2050mm	2500*1240mm	3100*1570mm	3800*2130mm
Optimal Working Length			2850/5000/6000mm			2850/5000/6000mm
Transmission	X/Y rack and pinion drive, Z ball screw drive			X/Y rack and pinion drive, Z ball screw drive		
Table Structure	Vacuum Table			Vacuum Table		
Spindle Power	9.6KW			9.6 / 12.0KW		
Spindle Speed	24000r/min			24000r/min		
Traveling Speed	45m/min			80m/min		
Working Speed	20m/min			20m/min		
Tool Magazine	Carousel			Carousel		
Tool Slots	8			8		
Driving System	Yaskawa			Yaskawa		
Voltage	AC380/3PH/50HZ			AC380/3PH/50HZ		
Controller	OSAI / Syntec			OSAI / Syntec		

MTC / ATC PRODUCT RANGE

E1/E2 ATC PRODUCT



- ◆ High-performance machine with extraordinary value, but at a very economical price.
- ◆ With linear tool changer, constructed with world-class components, consistent high performance.
- ◆ Featuring Italian high frequency air-cooling electronic spindle and world-class servo motor and driving system.
- ◆ Rigid vacuum table with grids and T-slots maximizes the vacuum hold-down power and also enables you to clamp the workpiece in place.
- ◆ Smart industrial controller—enabling this product to accomplish multi-layer 3D job, cutting, engraving, milling, all at ease.



E2-1325-III

- ◆ Tripartite head machining
- ◆ Servo drive system
- ◆ Adopt world-class top brand components
- ◆ Taiwan controller

Applications

- ◆ Furniture Industry: Panel Furniture, Office Furniture, Wood Door, Cabinet, etc;
- ◆ Wood-working Industry: Musical Instrument, Kitchen Doors, Windows, etc;
- ◆ Suitable Material: Wood, Solid Wood, Panel, Acrylic, Plexiglass, MDF, Plastic, Copper, Aluminum, etc.

SERIES	E2-1325-III
Working area	2440*1220*200mm
Transmission	X/Y rack and pinion drive, Z ball screw drive
Table structure	T-slot vacuum table
Spindle power	4.5KW / 6.0KW / 4.5KW
Spindle speed	0-18000rpm/min
Speed	Max Travelling speed:30000mm/min
	Max Working speed:15000mm/min
Driving system	Panasonic servo drivers and motors
Working voltage	AC380V/3PH/50HZ
Controller	Syntec
Net weight	2300KG
Gross weight	2500KG



E1/E2 MTC PRODUCT

- ◆ Your perfect beginner machine: manual tool changing, featuring German helical rack and pinion drive, Japanese maintenance free linear guides—it has an excellent performance and price ratio. Ideal for hobby users and businesses with limited budget.
- ◆ Rigid vacuum table with grids and T-slots maximizes the vacuum hold-down power and also enables you to clamp the workpiece in place.
- ◆ Highly efficient machine permitting faster production, cutting speed over 18m/min. Low vibration and smooth motion ensure higher workpiece quality.



Applications

- ◆ Furniture: ideally suitable for processing cabinet door, wooden door, solid wood furniture, panel furniture, windows, tables and chairs, etc.
- ◆ Other wooden products: stereo box, computer desk, musical instruments, etc.
- ◆ Well-suited for processing panel, insulating materials, plastic, epoxy resin, carbon mixed compound, etc.
- ◆ Decoration: acrylic, PVC, density board, artificial stone, organic glass, soft metals

SERIES	E2-1325	E2-1325C	E2-1530	E2-1530C	E2-2138	E2-2138C
Traveling Size	2500*1260*200/300mm		3100*1570*200/300mm		3800*2100*200/300mm	
Working Size	2480*1230*180/280mm		3080*1550*180/280mm		3790*2050*180/280mm	
Table Size	2500*1230mm		3100*1560mm		3800*2050mm	
Optional Working Length					2850/5000/8000mm	
Transmission	X/Y rack and pinion drive, Z ball screw drive		X/Y rack and pinion drive, Z ball screw drive		X/Y rack and pinion drive, Z ball screw drive	
Table Structure	T-slot Vacuum/T-slot	T-slot Vacuum	T-slot Vacuum/T-slot	T-slot Vacuum	T-slot Vacuum/T-slot	T-slot Vacuum
Spindle Power	3.0/4.5/6.0KW	9.6KW	3.0/4.5/6.0KW	9.6KW	3.0/4.5/6.0KW	9.6KW
Spindle Speed	18000r/min	24000r/min	18000r/min	24000r/min	18000r/min	24000r/min
Traveling Speed	25m/min	40m/min	25m/min	40m/min	25m/min	40m/min
Working Speed	15m/min	18m/min	15m/min	18m/min	15m/min	18m/min
Driving System	Stepper/Yaskawa	Yaskawa	Stepper/Yaskawa	Yaskawa	Stepper/Yaskawa	Yaskawa
Controller	Hand-Held Controller	Syntec/OSAI	Hand-Held Controller	Syntec/OSAI	Hand-Held Controller	Syntec/OSAI